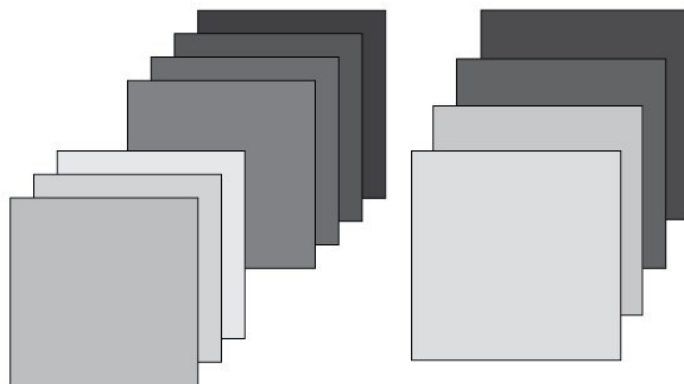



# Perkiomen Valley Block

## Thomas Fire Relief Quilts

Thank you for joining us to give comfort to those who have endured the Thomas Fire.



7 – 4 1/2"  
Squares

4 Dark  
3 Light


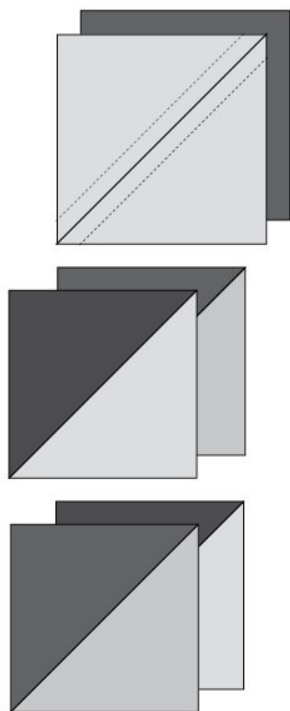
4 – 5"  
Squares

2 Dark  
2 Light

Draw a diagonal line on the back of both of the 5" light squares.

Place 1 of the light square on a 5" dark square, right sides together, and sew a scant 1/4" seam on both sides of the drawn line.

Cut on drawn line for to create 2 half-square triangles, measuring 4 1/2". Repeat with other set. You will end up with 4 half-square triangles (you only need 2, so you will have enough to make another block.)



Sew pieces together as illustrated using 1/4" seam allowance.

Go to [www.venturamodernquiltguild.com](http://www.venturamodernquiltguild.com) for more information.

Please send completed blocks to:

superbuzzy  
attn: Ventura Modern Quilt Guild  
1794 E. Main Street  
Ventura, CA 93001