

BLOCK OF THE MONTH Due October 2019 Pinwheel Play by Gail Abeloe

Colors: Three shades, (light, medium, and dark) of contrasting blue fabrics. One very light contrasting fabric for the pinwheel, a total of four fabrics. See photo of finished quilt at the end of the instructions.

Cut: Light Two (2) 2½" squares

 Blues One (1) each of three (3) different blue fabrics, 2½" x 6½"
 rectangles

Sewing:

Use scant ¼" seams. Before starting to sew, audition the three blues in a row for contrast the way you want them.

1. Right sides together, place a 2½" light square on an outside blue rectangle end and sew from upper left to lower right of the square. See Fig 1 below.




Fig 1.

2. Do this on a second rectangle, planned for the other outside blue rectangle. Trim to a ¼" seam and press toward the triangle. See Fig 2 below.




Fig 2.

3. Arrange the three rectangles together then sew together making a rail fence block as seen in Figure 3.




Fig. 3



Photo of Finished Pinwheel Play Quilt